



# KESAN & ASSOCIATES

## INDEPENDENT AUDITOR'S REPORT TO THE MEMBERS OF ENTREPRENEURS (CALCUTTA) PRIVATE LIMITED

### Report on the Standalone Financial Statements

1. We have audited the accompanying financial statements of **ENTREPRENEURS (CALCUTTA) PRIVATE LIMITED** ('The Company') which comprise the Balance Sheet as at 31st March, 2018, the Statement of Profit and Loss (including other comprehensive income), the Statement of Changes in Equity and the Cash Flow Statement for the year then ended, signed by us under reference to this report and a summary of the significant accounting policies and other explanatory information.

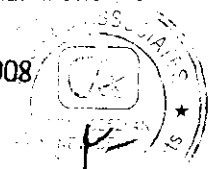
### Management's Responsibility for the Financial Statements

2. The Company's Board of Directors is responsible for the matters stated in Section 134(5) of the Companies Act, 2013 ('the Act') with respect to the preparation and presentation of these standalone financial statements that give a true and fair view of the financial position, financial performance and cash flows of the Company in accordance with the accounting principles generally accepted in India, including the Accounting Standards specified under Section 133 of the Act, read with Rule 7 of the Companies (Accounts) Rules, 2014.
3. This responsibility also includes maintenance of adequate accounting records in accordance with the provisions of the Act, for safeguarding the assets of the Company and for preventing and detecting frauds and other irregularities; selection and application of appropriate accounting policies; making judgments and estimates that are reasonable and prudent; and design, implementation and maintenance of adequate internal financial controls, that were operating effectively for ensuring the accuracy and completeness of the accounting records, relevant to the preparation and presentation of the financial statements that give a true and fair view and are free from material misstatement, whether due to fraud or error.

### Auditor's Responsibility

4. Our responsibility is to express an opinion on these standalone financial statements based on our audit.
5. We have taken into account the provisions of the Act, the accounting and auditing standards and matters which are required to be included in the audit report under the provisions of the Act and the Rules made thereunder.
6. We conducted our audit in accordance with the Standards on Auditing specified under Section 143(10) of the Act. Those Standards require that we comply with ethical requirements and plan and perform the audit to obtain reasonable assurance about whether the financial statements are free from material misstatement.
7. An audit involves performing procedures to obtain audit evidence about the amounts and the disclosures in the financial statements. The procedures selected depend on the auditor's judgment, including the assessment of the risks of material misstatement of the financial statements, whether due to fraud or error. In making those risk assessments, the auditor considers internal financial control

OFFICE NO.-412-A 4th FLOOR, DEEPSHIKHA BUILDING, RAJENDRA PLACE, NEW DELHI-110008  
PH- 011-47078240, MOBILE-9971510005, EMAIL- capankajkkesan@gmail.com



relevant to the Company's preparation of the financial statements that give a true and fair view in order to design audit procedures that are appropriate in the circumstances. An audit also includes evaluating the appropriateness of the accounting policies used and the reasonableness of the accounting estimates made by the Company's Directors, as well as evaluating the overall presentation of the financial statements.

8. We believe that the audit evidence we have obtained is sufficient and appropriate to provide a basis for our audit opinion on the standalone financial statements.

## Opinion

9. In our opinion and to the best of our information and according to the explanations given to us, the aforesaid financial statements give the information required by the Act in the manner so required and give a true and fair view in conformity with the accounting principles generally accepted in India, of the state of affairs of the Company as at 31<sup>st</sup> March, 2018, and its profits (financial performance including other comprehensive loss), its cash flows and the changes in equity for the year ended on that date.


## Report on Other Legal and Regulatory Requirements


10. As required by the Companies (Auditor's Report) Order, 2016 ("the Order") issued by the Central Government of India in terms of sub-section (11) of section 143 of the Act, we give in the Annexure-A, a statement on the matters specified in paragraphs 3 and 4 of the Order, to the extent applicable.
11. As required by Section 143 (3) of the Act, we report that:
  - (a) We have sought and obtained all the information and explanations which to the best of our knowledge and belief were necessary for the purposes of our audit;
  - (b) In our opinion, proper books of account as required by law have been kept by the Company so far as it appears from our examination of those books;
  - (c) The Balance Sheet, the Statement of Profit and Loss (including other comprehensive income), the Statement of Changes of Equity and the Cash Flow Statement dealt with by this report are in agreement with the books of account;
  - (d) In our opinion, the aforesaid standalone financial statements comply with the Accounting Standards specified under Section 133 of the Act, read with Rule 7 of the Companies (Accounts) Rules, 2014;
  - (e) On the basis of the written representations received from the directors as on 31<sup>st</sup> March, 2018 taken on record by the Board of Directors, none of the directors is disqualified as on 31<sup>st</sup> March, 2018 from being appointed as a director in terms of Section 164 (2) of the Act;
  - (f) With respect to the adequacy of the internal financial controls over financial reporting of the Company and the operating effectiveness of such controls, refer to our separate report in "Annexure B"; and
  - (g) With respect to the other matters to be included in the Auditor's Report in accordance with Rule 11 of the Companies (Audit and Auditors) Rules, 2014, in our opinion and to the best of our information and according to the explanations given to us:
    - a. The Company does not have any pending litigations which would impact its financial position.
    - b. The Company did not have any long term contracts including derivative contracts for which there were any material foreseeable losses.



- c. There were no amounts which were required to be transferred to the Investor Education and Protection Fund by the Company.

**For Kesan & Associates  
Chartered Accountants  
Firm's Registration No: 025254N**

  
**Pankaj K Kesan  
Proprietor  
Membership No. 519914  
Place: Gurgaon  
Date: 25-05-2018**



**ANNEXURE- A: TO THE AUDITORS' REPORT**


**To the Members of Entrepreneurs (Calcutta) Pvt. Ltd.**

[Referred to in paragraph 10 of the Independent Auditors' Report of even date]

- 1 (a) The company is maintaining proper records showing full particulars including quantitative details and situation of fixed assets.  
  
(b) The fixed assets of the company have been physically verified by the management during the year and no material discrepancies between the book records and the physical inventory have been noticed. In our opinion, the frequency of verification is reasonable.
- 2 The management has conducted physical verification of inventories at reasonable intervals during the year and no material discrepancies were noticed on such verification.
- 3 The company has not granted any loans, secured or unsecured, to companies, firms, and limited liability partnership or other parties covered in the register maintained under Section 189 of the Act during the current financial year.
- 4 According to the information and explanations given to us and the records of the company examined by us, the company has not made any investment, advanced any loan, given any guarantee or provided any securities the during the year, which attract the provision of section 185 and 186 of the Company Act ,2013.
- 5 The company has not accepted any deposits within the meaning of Sections 73 or 76 of the Act and the rules framed there under.
- 6 The Central Government of India has not prescribed maintenance of cost records under sub-section (1) of Section 148 of the Act for any of the products of the company.
- 7 (a) According to the information and explanations given to us and the records of the company examined by us, in our opinion, the company is regular in depositing the undisputed statutory dues including provident fund, employees' state insurance, income-tax, sales-tax, service tax, duty of customs, duty of excise, value added tax, cess and any other statutory dues, as applicable, with the appropriate authorities. Further, no undisputed amounts payable in respect of income tax and sales tax were outstanding for a period of more than six months from the date they became payable as at the end of the year.  
  
(b) According to the information and explanations given to us and the records of the company examined by us, there are no dues of income tax or sales tax or service tax or duty of customs or duty of excise or value added tax which have not been deposited on account of any dispute except the following:


Name of the Statute	Nature of dues	Amount (Rs.)	Assessment Year for which the amount relates	Forum where dispute is pending
Income Tax Act, 1961	Income Tax Demand	3,62,93,080/-*	2006-2007	CIT(Appeals)-VIII, Kolkata

\*Net of Rs. 55,01,129/- paid



- 8 The Company has neither taken any loan from financial institutions or banks or Government nor issued any debentures.
- 9 According to information and explanations given to us and records examined by us, the Company does not obtained any term loans or raise any moneys by way of initial public offer or further public offer (including debt instruments) during the current financial year.
- 10 During the course of our examination of the books and records of the company, carried out in accordance with the generally accepted auditing practices in India, and according to the information and explanations given to us, we have neither come across any instance of fraud on or by the company, noticed or reported during the year, nor have we been informed of such case by the management.
- 11 According to the information and explanations given to us and the records of the company examined by us, the company does not paid any managerial remuneration during the current financial year.
- 12 The related statutes are not applicable as the company is not a Nidhi Company.
- 13 According to the information and explanations given to us and the records of the company examined by us, the company has complied with the requirements of sections 177 and 188 of the Act with respect to its transactions with the related parties to the extent applicable. Pursuant to the requirement of the applicable Accounting Standard, details of the related party transactions have been disclosed in Note No.29 (B) of the financial statements for the year under audit.
- 14 The company has neither made any preferential allotment of shares nor fully or partly convertible debentures during the year under audit.
- 15 According to the information and explanations given to us and the records of the company examined by us, the company has not entered into any non-cash transactions, with any director of the company and the holding company or persons connected with them, involving acquisition of assets by or from them for consideration other than cash.
- 16 In our opinion, and according to the information and explanations given to us, not being a non-banking financial company, the company is not required to be registered under section 45-IA of the Reserve Bank of India Act, 1934.

**For Kesan & Associates**  
**Chartered Accountants**  
**Firm's Registration No: 025254N**

  
**Pankaj K Kesan**  
**Proprietor**  
**Membership No. 519914**  
**Place: Gurgaon**  
**Date:25-05-2018**

## **ANNEXURE- B: TO THE AUDITORS' REPORT**

**To the Members of Entrepreneurs (Calcutta) Pvt. Ltd.**

[Referred to in paragraph 11(f) of the Independent Auditors' Report of even date]

### **Report on the Internal Financial Control under Clause (i) of Sub –sections 3 of Section 143 of the Companies Act, 2013("the Act")**

1. We have audited the internal financial controls over financial reporting of **Entrepreneurs (Calcutta) Pvt. Ltd.** ('the Company') as of March 31, 2018 in conjunction with our audit of the financial statements of the Company for the year ended on that date.

#### **Management's Responsibility for Internal Financial Control**


2. The Company's management is responsible for establishing and maintaining internal financial control based on the internal control over financial reporting criteria established by the company considering the essential components of internal control stated in the Guidance Note on Audit of Internal Financial Controls over Financial Reporting (the "Guidance Note") issued by the Institute of Chartered Accountants of India. These responsibilities include the design, implementation and maintenance of adequate internal financial controls that were operating effectively for ensuring the orderly and efficient conduct of its business, including adherence to company's policies, the safeguarding of its assets, the prevention and detection of frauds and errors, the accuracy and completeness of the accounting records, and the timely preparation of reliable financial information, as required under the Companies Act, 2013.

#### **Auditors' Responsibility**

3. Our responsibility is to express an opinion on the Company's internal financial controls over financial reporting based on our audit. We conducted our audit in accordance with the "Guidance Note" and the Standard on Auditing, issued by The Institute of Chartered Accountants of India and deemed to be prescribed under section 143(10) of the Companies Act 2013, to the extent applicable. Those Standards and the Guidance Note require that we comply with ethical requirements and plan and perform the audit to obtain reasonable assurance about whether adequate internal financial controls over financial reporting was established and maintaining and if such controls operated effectively in all material respects.
4. Our audit involves performing procedures to obtain audit evidence about the adequacy of the internal financial control system over financial reporting and their operating effectiveness. Our audit of internal financial controls over financial reporting included obtaining an understanding of internal financial control over financial reporting, assessing the risk that a material weakness exists, and evaluating the design and operating effectiveness of internal control based on assessed risk. The procedure selected depends on the auditor's judgement, including the assessment of the risks of material misstatement of the financial statements, whether due to fraud or error.
5. We believe that the audit evidence we have obtained is sufficient and appropriate to provide a basis for our audit opinion on the company's internal financial control system over financial reporting.

#### **Meaning of Internal Financial Control over Financial Reporting**

6. A Company's internal financial control over financial reporting is a process designed to provide reasonable assurance regarding the reliability of financial reporting and the preparation of financial statement for external purposes in accordance with generally


A handwritten signature in black ink is written over a circular stamp. The stamp contains some illegible text and a central emblem, possibly a logo or official seal.

any evaluations of the internal financial control over financial reporting to future periods are subject to the risk that the internal financial control over financial reporting may become inadequate because of changes in conditions, or that the degree of compliance with the policies or procedures may deteriorate.

### **Opinion**

8. In our opinion, the Company has, in all material respects, an adequate internal financial controls system over financial reporting and such internal financial control over financial reporting were operating effectively as at 31 March 2018, based on the internal control over financial reporting criteria established by the Company considering the essential components of internal control stated in the Guidance Note on Audit of Internal Financial Controls Over Financial Reporting issued by the Institute of the Chartered Accountant of India.

**For Kesan & Associates**  
**Chartered Accountants**  
**Firm's Registration No: 025254N**

  
**Pankaj K Kesan**  
**Proprietor**  
**Membership No. 519914**  
**Place: Gurgaon**  
**Date: 25-05-2018**


**ENTREPRENEURS (CALCUTTA) PVT.LTD.**  
**BALANCE SHEET AS AT 31ST MARCH, 2018**


PARTICULARS	NOTE NO.	31.03.2018	31.03.2017	01.04.2016
<b>ASSETS</b>				
<b>Non-Current Assets</b>				
(a) Property, Plant and Equipment	1	83,371	83,371	111,832
<b>(b) Financial Assets</b>				
(i) Investments	2	7,750,000	7,750,000	7,750,000
(ii) Loans	3	123,766,327	117,766,327	117,766,327
(c) Deferred Tax Assets (Net)	4	664,553	681,307	701,022
<b>Total Non - Current Assets</b>		<b>132,264,251</b>	<b>126,281,005</b>	<b>126,329,181</b>
<b>Current Assets</b>				
(a) Inventories	5	391,772,116	439,103,079	306,124,002
<b>(b) Financial Assets</b>				
(i) Trade Receivables	6	175,000	157,500	140,000
(ii) Cash and cash equivalents	7	196,715	276,576	25,885,633
(iii) Loans	8	14,877,988	16,117,009	13,138,303
<b>Total Current Assets</b>		<b>407,021,819</b>	<b>455,654,164</b>	<b>345,287,938</b>
<b>Total Assets</b>		<b>539,286,070</b>	<b>581,935,169</b>	<b>471,617,119</b>
<b>EQUITY AND LIABILITIES</b>				
<b>Equity</b>				
Equity Share capital	9	64,620,000	64,620,000	64,620,000
Other Equity	10	(45,080,087)	(50,153,842)	(50,615,482)
<b>Total Equity</b>		<b>19,539,913</b>	<b>14,466,158</b>	<b>14,004,518</b>
<b>LIABILITIES</b>				
<b>Non-Current Liabilities</b>				
(a) Other non-current liabilities	11	172,380	172,380	172,380
<b>Total Non-Current Liabilities</b>		<b>172,380</b>	<b>172,380</b>	<b>172,380</b>
<b>Current Liabilities</b>				
<b>(a) Financial Liabilities</b>				
(i) Trade Payables	12	817,367	1,250,393	1,477,621
(b) Other current liabilities	13	518,756,410	566,046,238	455,962,600
<b>Total Current Liabilities</b>		<b>519,573,777</b>	<b>567,296,631</b>	<b>457,440,221</b>
<b>Total Liabilities</b>		<b>519,746,157</b>	<b>567,469,011</b>	<b>457,612,601</b>
<b>Total Equity &amp; Liabilities</b>		<b>539,286,070</b>	<b>581,935,169</b>	<b>471,617,119</b>

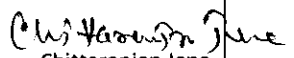
The Notes referred above form an integral part of the financial statements  
In terms of our report of even date attached herewith

For KESAN & ASSOCIATES  
**CHARTERED ACCOUNTANTS**  
FRN: 025254N

For & on behalf of Board of Directors of  
Entrepreneurs (Calcutta) Private Limited

  
**PANKAJ K KESAN**  
Proprietor  
Membership No.-512914  
Place : Gurgaon  
Dated :-25-May,2018

  
**Devanand Sharma**  
Director  
DIN:06940409

  
**Chittaranjan Jena**  
Director  
DIN:03132183



**ENTREPRENEURS (CALCUTTA) PRIVATE LIMITED**  
**STATEMENT OF PROFIT & LOSS FOR THE YEAR ENDED 31ST MARCH, 2018**

Particulars	Notes	31-03-2018	31-03-2017
<b>Income</b>		(Rs.)	(Rs.)
Revenue from operations	14	54,782,812	-
Other Income	15	20,624	1,718,907
<b>Total Revenue</b>		<b>54,803,436</b>	<b>1,718,907</b>
<b>Expenses</b>			
- Project Expenses	16	-	132,979,077
- Change in Inventories	17	47,330,963	(132,979,077)
- Finance Cost	18	61,949	519
- Depreciation/Amortisation expenses	1	-	-
- Other Expenses	19	1,121,360	1,124,033
<b>Total Expenses</b>		<b>48,514,272</b>	<b>1,124,552</b>
Profit/(Loss) before taxes		6,289,164	594,355
<b>Tax Expense:</b>			
(i) Current Tax		1,198,400	113,000
(ii) Earlier Year Tax Adjustments		255	-
(iii) Deferred Tax		16,754	19,715
		<b>1,215,409</b>	<b>132,715</b>
Profit (Loss) for the year		<b>5,073,755</b>	<b>461,640</b>
<b>Other Comprehensive Income</b>			
(i) Items that will be reclassified to profit and loss		-	-
(ii) Items that will not be reclassified to profit and loss		-	-
<b>Total Other Comprehensive Income for the year</b>		<b>-</b>	<b>-</b>
<b>Total Comprehensive Income for the year</b>		<b>5,073,755</b>	<b>461,640</b>
Basic and Diluted earning per share	20	7.85	0.71
OTHER NOTES TO THE FINANCIAL STATEMENTS	21		

The Notes referred above form an integral part of the financial statements

In terms of our report of even date attached herewith

For & on behalf of Board of Directors of  
 Entrepreneurs (Calcutta) Private Limited

For KESAN & ASSOCIATES

CHARTERED ACCOUNTANTS

FRN: 025254N

  
 PANKAJ K KESAN

Proprietor

Membership No.-512914

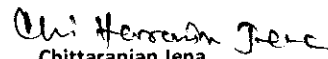
Place : Gurgaon

Dated :-25-May,2018

  
 Devanand Sharma

Director

DIN:06940409

  
 Chittaranjan Jena

Director

DIN:03132183

**STATEMENT OF CHANGES IN EQUITY FOR THE YEAR ENDED 31ST MARCH, 2018****A. Equity Share Capital**


<b>Particulars</b>	<b>Balance as on</b>	<b>Issued during</b>	<b>Balance as on</b>	<b>Issued during</b>	<b>Balance as on</b>
	<b>01.04.201</b>	<b>the year</b>	<b>31.03.201</b>	<b>the year</b>	<b>31.03.2018</b>
	<b>6</b>		<b>7</b>		
Equity Share Capital	646,200	-	646,200	-	646,200

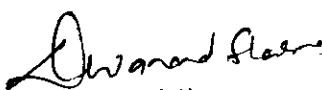
**A. Other equity**

<b>Particulars</b>	<b>RESERVES &amp; SURPLUS</b>					<b>TOTAL</b>
	<b>Capital Reserve</b>	<b>Securities Premium Reserve</b>	<b>General Reserves</b>	<b>Revaluati on Reserve</b>	<b>Retained Earnings</b>	
Balance as on 01.04.2016					(50,615,482)	(50,615,482)
Net Profit/(Loss) for the year					461,640	461,640
Balance as on 31.03.2017					(50,153,842)	(50,153,842)
Net Profit/(Loss) for the year					5,073,755	5,073,755
<b>Balance as on 31.03.2018</b>					<b>(45,080,087)</b>	<b>(45,080,087)</b>

For KESAN & ASSOCIATES  
CHARTERED ACCOUNTANTS  
FRN: 025254N

For & on behalf of Board of Directors of  
Entrepreneurs (Calcutta) Private Limited

  
PANKAJ K KESAN  
Proprietor  
Membership No.-512914  
Place : Gurgaon  
Dated :-25-May,2018

  
Devanand Sharma  
Director  
DIN:06940409

  
Chittaranjan Jena  
Director  
DIN:03132183

ENTREPRENEURS (CALCUTTA) PVT.LTD.

Note No.-1

**NON CURRENT ASSETS**

**PROPERTY, PLANT AND EQUIPMENT**

PARTICULARS	GROSS BLOCK				DEPRECIATION			NET BLOCK			
	As at 01.04.2017	ADDITIONS	SALE/ADJU ST.	As at 31.03.2018	UPTO 31.03.2017	For The YEAR	Adjustment	Adjustment on Sale	UPTO 31.03.2018	As at 31.03.2018	As at 31.03.2017
Cars	1,629,931	-	-	1,629,931	1,548,435	-	-	-	1,548,435	81,496	81,496
Computer	37,500	-	-	37,500	35,625	-	-	-	35,625	1,875	1,875
Total Current Year	1,667,431	-	-	1,667,431	1,584,060	-	-	-	1,584,060	83,371	83,371
Total Previous Year	2,236,642	-	569,211	1,667,431	2,124,810	-	-	540,750	1,584,060	83,371	111,832

Handwritten signature or mark.

**ENTREPRENEURS (CALCUTTA) PVT.LTD.**

**NOTES TO THE ACCOUNTS**

	AS AT 31st March 2018 (Rs.)	AS AT 31st March 2017 (Rs.)	AS AT 1st April 2016 (Rs.)
<b>NON CURRENT ASSETS</b>			
<b>FINANCIAL ASSETS</b>			
<b>INVESTMENTS</b>			
<b>2 NON CURRENT INVESTMENTS</b>			
<b>Non Trade Investment (at cost)</b>			
<b>in Equity Shares (Unquoted)</b>			
<b>a Maxworth Marketing Pvt. Ltd.</b>			
6,25,000 (PY 6,25,000) Equity shares of Rs. 10/- each fully paid up.	6,250,000	6,250,000	6,250,000
<b>b Whitfield Infrastructure Development Pvt. Ltd.</b>			
15,000 (PY 15,000) Equity shares of Rs. 100/- each fully paid up.	1,500,000	1,500,000	1,500,000
	<u>7,750,000</u>	<u>7,750,000</u>	<u>7,750,000</u>
<b>LOANS</b>			
<b>3 LONG TERM LOANS AND ADVANCES</b>			
<b>(Unsecured considered good, unless otherwise stated)</b>			
Security deposits	5,200,000	5,200,000	5,200,000
Advance to related parties (Refer Note no.21 (B) (7b-2,3))	53,046,536	53,046,536	53,046,536
Advances to Others			
-Considered good	64,780,910	58,780,910	58,780,910
-Considered doubtful	700,000	700,000	700,000
Advance for share application money	738,881	738,881	738,881
	<u>124,466,327</u>	<u>118,466,327</u>	<u>118,466,327</u>
Less:-Provision for Doubtful Advances	700,000	700,000	700,000
	<u>123,766,327</u>	<u>117,766,327</u>	<u>117,766,327</u>
<b>DEFERRED TAX ASSETS (NET)</b>			
<b>4 DEFERRED TAX ASSETS (NET)</b>			
Deferred tax Assets on fiscal allowance of fixed assets	437,403	454,157	473,872
Deferred tax Assets on fiscal allowance of Provision for doubtful advances	227,150	227,150	227,150
	<u>664,553</u>	<u>681,307</u>	<u>701,022</u>
<b>CURRENT ASSETS</b>			
<b>INVENTORIES</b>			
<b>5 INVENTORIES</b>			
(Valued at lower of cost or net realisable value)			
Work in Progress	391,772,116	439,103,079	306,124,002
	<u>391,772,116</u>	<u>439,103,079</u>	<u>306,124,002</u>
<b>FINANCIAL ASSETS</b>			
<b>TRADE RECEIVABLES</b>			
<b>6 TRADE RECEIVABLES</b>			
(Unsecured, Considered Good)			
Due for more than six months	157,500	140,000	122,500
Other Debts	17,500	17,500	17,500
	<u>175,000</u>	<u>157,500</u>	<u>140,000</u>
<b>CASH AND CASH EQUIVALENTS</b>			
<b>7 CASH AND CASH EQUIVALENTS</b>			
<b>a In Current accounts</b>	139,997	219,858	104,290
<b>b Cash on hand</b>	56,718	56,718	71,719
<b>c Fixed Deposits</b>			25,709,624
	<u>196,715</u>	<u>276,576</u>	<u>25,885,633</u>
<b>LOANS</b>			
<b>8 SHORT TERM LOANS AND ADVANCES</b>			
(Unsecured & considered good)			
Advances recoverable in cash or kind or for services to be received	10,000,000	10,000,000	12,421,200
Taxation Payments (Net )	4,718,703	5,974,244	717,103
Other Recoverables	159,285	142,765	-
	<u>14,877,988</u>	<u>16,117,009</u>	<u>13,138,303</u>

**ENTREPRENEURS (CALCUTTA) PVT. LTD.**

**NOTES TO THE ACCOUNTS**

AS AT  
31st March 2018  
(Rs.)

AS AT  
31st March 2017  
(Rs.)

AS AT  
1st April 2016  
(Rs.)

**EQUITY**

**9 EQUITY SHARE CAPITAL**

**Authorised Capital**

7,00,000 (P.Y 7,00,000) Equity Shares of Rs.100/- each

70,000,000

70,000,000

70,000,000

**Issued, Subscribed & Paid Up Capital**

6,46,200 (P.Y 6,46,200) Equity Shares of Rs.100/- each fully paid up

64,620,000

64,620,000

64,620,000

64,620,000

64,620,000

64,620,000

**a) Reconciliation of the number of shares outstanding is as follows :  
Equity Shares**

	31-Mar-18		31-Mar-17		1-Apr-16	
	Nos.	(Rs.)	Nos.	(Rs.)	Nos.	(Rs.)
At the beginning of the year	646,200	64,620,000	646,200	64,620,000	646,200	64,620,000
Add: Issued/(Cancelled) during the year	-	-	-	-	-	-
At the end of the year	646,200	64,620,000	646,200	64,620,000	646,200	64,620,000

**b) Details of shareholders holding more than 5% shares**

**Name of Shareholder**

Vipul Limited, the holding Company  
646,200 (PY 646,200) Equity shares of Rs. 100 each fully paid

	31-Mar-18		31-Mar-17		1-Apr-16	
	%	No. of Shares	%	No. of Shares	%	No. of Shares
Vipul Limited, the holding Company	100%	646,200	100%	646,200	100%	646,200

**c) Terms/rights attached to Equity Shares**

The company has only one class of Equity Share having a par value of Rs.100/- per share. Each holder of Equity Shares is entitled to one vote per share. The company declares and pays dividends in Indian rupees when required. In the event of liquidation of the company, equity shareholder will be entitled to receive remaining assets of the company, after distribution of all preferential amounts. The distribution will be in proportion to the number of equity shares held by the shareholders.

**OTHER EQUITY**

**10 OTHER EQUITY**

Balance as per last financial statements  
Profit/(Loss) for the year  
Net Surplus/(Deficit) in the statement of Profit and Loss

(50,153,842)  
5,073,755  
(45,080,087)

(50,615,482)  
461,640  
(50,153,842)

(51,335,720)  
720,238  
(50,615,482)

**NOTES TO THE ACCOUNTS**

AS AT  
31st March 2014  
(Rs.)

AS AT  
31st March 2013  
(Rs.)

**11 OTHER NON CURRENT LIABILITIES**

Other Liabilities

172,380  
172,380

172,380  
172,380

172,380  
172,380

**CURRENT LIABILITIES**

**FINANCIAL LIABILITIES**

**TRADE PAYABLES**

**12 TRADE PAYABLES**

Others

817,367  
817,367

1,250,393  
1,250,393

1,477,621  
1,477,621

**OTHER CURRENT LIABILITIES**

**13 OTHER CURRENT LIABILITIES**

Project Advances  
Duties & Taxes Payable  
Audit Fees payable  
Other Liabilities

518,691,889  
44,521  
20,000  
518,756,410

564,460,419  
1,565,819  
20,000  
566,046,238

455,768,450  
158,750  
22,900  
455,962,600

**ENTREPRENEURS (CALCUTTA) PVT. LTD.****NOTES TO THE ACCOUNTS**

	FOR THE YEAR ENDED 31st March 2018 (Rs.)	FOR THE YEAR ENDED 31st March 2017 (Rs.)
<b>14 REVENUE FROM OPERATIONS</b>		
Income from sale of land	54,782,812	-
	<u>54,782,812</u>	<u>-</u>
<b>15 OTHER INCOME</b>		
Land Holding Charges	17,500	17,500
Interest on Income Tax Refund	3,124	-
Interest on Fixed Deposit	-	1,701,407
	<u>20,624</u>	<u>1,718,907</u>
<b>16 PROJECT EXPENSES</b>		
Other expenses	(47,330,963)	132,979,077
	<u>(47,330,963)</u>	<u>132,979,077</u>
<b>17 CHANGE IN INVENTORIES</b>		
Opening Work in progress	439,103,079	306,124,002
Less: Closing work in progress	(391,772,116)	(439,103,079)
	<u>47,330,963</u>	<u>(132,979,077)</u>
<b>18 FINANCE COSTS</b>		
Bank Charges	61,949	519
	<u>61,949</u>	<u>519</u>
<b>19 OTHER EXPENSES</b>		
Auditors' Remuneration :		
For Statutory Audit	23,000	20,000
Rates & Taxes	5,624	3,285
Legal & Professional Charges	1,092,146	1,070,739
Loss on sale of car	-	23,461
Miscellaneous expenses	590	6,548
	<u>1,121,360</u>	<u>1,124,033</u>
<b>20 EARNING PER SHARE</b>		
Net Profit/(loss) after tax- (A)	5,073,755	461,640
Weighted average number of equity Shares- (B)	646,200	646,200
Nominal Value of each Share- In Rs.	100	100
Basis & diluted EPS- in Rs.- (A)/(B)	<u>7.85</u>	<u>0.71</u>

## **ENTREPRENEURS (CALCUTTA) PRIVATE LIMITED**

### **21) NOTES TO FINANCIAL STATEMENTS**

#### **A. Corporate Information**

Entrepreneurs (Calcutta) Private Limited ("the Company") is a company limited by shares, incorporated in India.

The registered office of the Company is situated at 4/2 B, Leonard Road Hastings Kolkata WB 700022.

The principle business activity of the company is Real Estate Development.

#### **B. Significant Accounting Policies**

##### **1. Basis of Preparation of Financial Statements**

The financial statements (Separate financial statements) have been prepared on accrual basis in accordance with the Indian Accounting Standards (Ind AS) notified under the Companies (Indian Accounting Standards) Rules, 2015 and the provisions of the Companies Act, 2013. For all periods up to and including the year ended 31 March 2017, the company prepared its financial statements in accordance with accounting standards notified under section 133 of the Companies Act 2013, read together with paragraph 7 of the Companies (Accounts) Rules, 2014 (previous GAAP). These financial statements for the year ended 31 March 2018 are the first the company has prepared in accordance with Ind AS. The transition from previous GAAP to Ind AS has effected presentation of company's financial position, financial performance and cash flows. The financial statements have been prepared on historical cost basis, except for certain financial assets and liabilities which have been measured at fair value (refer accounting policy regarding financial instruments).

##### **2. Use of Estimate and management judgements**

The preparation of financial statement in conformity with the recognition and measurement principles of Ind AS requires management to make judgements, estimates and assumptions that affect the reported balances of revenues, expenses, assets and liabilities and the accompanying disclosures, and the disclosure of contingent liabilities. Uncertainty about these assumptions and estimates could result in outcomes that require a material adjustment to the carrying amount of assets or liabilities affected in future periods.

##### **a. Key estimates and assumptions :**

The key assumptions concerning the future and other key sources of estimation uncertainty at the reporting date, that have a significant risk of causing a material adjustment to the carrying amounts of assets and liabilities within the next financial year, are described below. The Company based its assumptions and estimates on parameters available when the financial statements were prepared. Existing circumstances and assumptions about future developments, however, may change due to market changes or circumstances arising that are beyond the control of the Company. Such changes are reflected in the assumptions when they occur.

##### **i) Useful lives of property, plant and equipment**

As described in the significant accounting policies, the Company reviews the estimated useful lives of property, plant and equipment at the end of each reporting period.



## ii) Estimation of net realizable value for inventory

Inventory is stated at the lower of cost and net realizable value (NRV).

NRV in respect of inventory under construction is assessed with reference to market prices at the reporting date for similar completed property

## 3. Summary of significant accounting policies

### a. Property, Plant and Equipment

The cost of an item of property, plant and equipment comprises of its purchase price, any costs directly attributable to its acquisition and an initial estimate of the costs of dismantling and removing the item and restoring the site on which it is located, the obligation for which the company incurs when the item is acquired. Subsequent costs are included in the asset's carrying amount or recognized as a separate asset, as appropriate, only when it is probable that future economic benefits associated with the item will flow to the company and the cost of the item can be measured reliably. All other repairs and maintenance are charged to profit or loss during the reporting period in which they are incurred. Each part of an item of property, plant and equipment with a cost that is significant in relation to the total cost of the item is depreciated separately.

An item of property, plant and equipment and any significant part initially recognized is de-recognized upon disposal or when no future economic benefits are expected from its use or disposal. Any gain or loss arising on de-recognition of the asset (calculated as the difference between the net disposal proceeds and the carrying amount of the asset) is included in the income statement when the Property, plant and equipment is derecognized.

On transition to Ind AS, the company has elected to continue with the carrying value of all its property, plant and equipment recognized as at 1<sup>st</sup> April 2016 measured as per the previous GAAP and use that carrying value as the deemed cost of the property, plant and equipment.

### b. Intangible Assets

Intangible assets acquired separately are measured on initial recognition at cost. Following initial recognition, intangible assets are carried at cost less any accumulated amortization and accumulated impairment loss.

The amortization period and the amortization method for an intangible asset with a finite useful life are reviewed at least at the end of each reporting period


On transition to Ind AS, the company has elected to continue with the carrying value of all its intangible assets recognized as at 1 April, 2016 measured as per the previous GAAP and use that carrying value as the deemed cost of intangible assets.

### c. Revenue Recognition

Revenue is recognized as follows:

- I. Sale of Plots is accounted for on the basis of execution of sale deed.
- II. Revenue in respect of other items is recognized on accrual basis.

### d. Inventories





All expenses directly attributable to the projects are shown under the head "Inventory", which are carried at cost or net realizable value whichever is less.

**e. Borrowing Costs**

Borrowing costs attributable to the acquisition or construction of a qualifying asset are carried as part of the cost of such asset. A qualifying asset is one that necessarily takes substantial period of time to get ready for its intended use. All other borrowing costs are expensed in the year they are incurred.

**f. Depreciation and amortization**

Depreciation on property, plant and equipment is calculated using the straight-line method to allocate their cost, net of their residual values, over their estimated useful lives.

The useful lives estimated for the major classes of property, plant and equipment are as follows:

Depreciation on tangible assets is provided on written down value method over the useful lives of assets estimated by the management and as given in schedule II of The Companies Act, 2013. Depreciation for assets purchased / sold during a period is proportionately charged.

The residual values, useful lives and methods of depreciation of property, plant and equipment are reviewed at each financial year end and adjusted prospectively, if appropriate.

**g. Impairment**

The management periodically assesses using external and internal sources, whether there is an indication that both tangible and intangible asset may be impaired. An impairment loss is recognized wherever the carrying value of an asset exceeds its recoverable amount. An impairment loss for an asset is reversed if, and only if, the reversal can be related objectively to an event occurring after the impairment loss was recognized.

**h. Provisions, Contingent Liabilities and Contingent Assets**

Provisions are recognized for liabilities that can be measured only by using a substantial degree of estimation if the company has a present obligation as a result of past event and the amount of obligation can be reliably estimated.

If the effect of the time value of money is material, provisions are discounted using a current pre-tax rate that reflects, when appropriate, the risks specific to the liability. When discounting is used, the increase in the provision due to the passage of time is recognized as a finance cost.


Possible future or present obligations that may but will probably not require outflow of resources or where the same cannot be reliably estimated is disclosed as contingent liability in the financial statement.

Where an inflow of economic benefits is probable, a brief description of the nature of the contingent assets at the end of reporting period, and, where practicable, an estimate of their financial effect is disclosed.

**i. Taxes on Income**

Tax expense comprises both current and deferred tax. Current tax is determined in respect of taxable income for the year based on applicable tax rates and laws.

Deferred tax Asset/liability is recognized, subject to consideration of prudence, on timing differences being the differences between taxable incomes and accounting income that originates in one year



and is capable of reversal in one or more subsequent year and measured using tax rates and laws that have been enacted or substantively enacted by the Balance Sheet date. Deferred tax assets are not recognized unless there is virtual certainty that sufficient future taxable income will be available against which such deferred tax assets can be realized. Deferred tax assets are reviewed at each Balance Sheet date to reassess their reliability.

#### **k. Segment Reporting**

The company has identified that its operating activity is a single primary business segment viz. Real Estate Development & Services carried out in India. Accordingly, whole of India has been considered as one geographical segment

#### **l. Earnings Per Share**

Basic earnings per share are calculated by dividing the net profit or loss for the year attributable to equity shareholders by the weighted average number of equity shares outstanding during the year.

For the purpose of calculating diluted earnings per share, the net profit or loss for the year attributable to equity shareholders and the weighted average number of shares outstanding during the year are adjusted for the effects of all dilutive potential equity shares.

#### **m. Cash & Cash Equivalents**

Cash and cash equivalents comprise cash & cash on deposit with banks and corporations. The Company considers all highly liquid investments with a remaining maturity at the date of purchase of three months or less, which are subject to an insignificant risk of changes in value and that are readily convertible to known amounts of cash to be cash equivalents.

#### **n. Financial Instruments**

##### **➤ Financial Assets**

- Initial recognition and measurement

All financial assets are recognized initially at fair value plus, in the case of financial assets not recorded at fair value through profit or loss, transaction costs that are attributable to the acquisition of the financial asset.

- Subsequent measurement

The Subsequent measurement of financial assets depends on their classification which is as follows:

- Financial assets at fair value through profit or loss: Financial assets at fair value through profit and loss include financial assets held for sale in the near term and those designated upon initial recognition at fair value through profit or loss.
- Financial assets measured at amortized cost: Loans and receivables are non derivative financial assets with fixed or determinable payments that are not quoted in an active market. Trade receivables do not carry any interest and are stated at their nominal value as reduced by appropriate allowance for estimated irrecoverable amounts based on the ageing of the receivables balance and historical experience. Additionally, a large number of minor receivables are grouped into homogenous groups and assessed for impairment collectively. Individual trade receivables are written off when management deems them not to be collectible.

- iii. Financial assets at fair value through OCI: All equity investments, except investments in subsidiaries, joint ventures and associates, falling within the scope of Ind AS 109, are measured at fair value through Other Comprehensive Income (OCI). The company makes an irrevocable election on an instrument by instrument basis to present in other comprehensive income subsequent changes in the fair value. The classification is made on initial recognition and is irrevocable. If the company decides to designate an equity instrument at fair value through OCI, then all fair value changes on the instrument, excluding dividends, are recognized in the OCI.

- De recognition

The company derecognizes a financial asset when the contractual rights to the cash flows from the assets expire or it transfers the financial asset and substantially all the risks and rewards of ownership of the asset. Upon derecognition of equity instruments designated at fair value through OCI, the associated fair value changes of that equity instrument is transferred from OCI to Retained Earnings.

➤ **Financial liabilities –**

- Initial recognition and measurement

Financial liabilities are classified, at initial recognition, as financial liabilities at fair value through profit or loss, loans and borrowings, or as payables, as appropriate.

The Group's financial liabilities include trade and other payables, loans and borrowings including bank overdrafts.

- Subsequent measurement

The Subsequent measurement of financial liabilities depends on their classification which is as follows:

- Financial liabilities at fair value through profit or loss

Financial liabilities at fair value through profit or loss include financial liabilities held for trading, if any.

- Financial liabilities measured at amortized cost

Interest bearing loans and borrowings including debentures issued by the company are subsequently measured at amortized cost using the effective interest rate method (EIR). Amortized cost is calculated by taking into account any discount or premium on acquisition and fee or costs that are integral part of the EIR. The EIR amortized is included in finance costs in the statement of profit and loss.

- De recognition

A financial liability is derecognized when the obligation under the liability is discharged or expires.

➤ **Fair Value measurement**

The company measures certain financial instruments at fair value at each reporting date. Fair value is the price that would be received to sell an asset or paid to transfer a liability in an orderly transaction between market participants at the measurement date. The fair value measurement is based on presumption that the transaction to sell the asset or transfer the liability takes place either:



- In the principal market for the assets or liability or
- In the absence of a principal market, in the most advantageous market for the asset or liability.

The principal or the most advantageous market must be accessible to the company. The company uses valuation technique that are appropriate in the circumstances and for which sufficient data are available to measure fair value, maximizing the use of relevant observable inputs and minimizing the use of unobservable inputs.

All assets and liabilities for which fair value is measured or disclosed in the financial statements are categorised within the fair value hierarchy, described as follows, based on the lowest level input that is significant to the fair value measurement as a whole:

- Level 1 — Quoted (unadjusted) market prices in active markets for identical assets or liabilities;
- Level 2 — Valuation techniques for which the lowest level input that is significant to the fair value measurement is directly or indirectly observable, or
- Level 3 — Valuation techniques for which the lowest level input that is significant to the fair value measurement is unobservable.

For assets and liabilities that are recognised in the financial statements on a recurring basis, the Company determines whether transfers have occurred between levels in the hierarchy by re-assessing categorization (based on the lowest level input that is significant to the fair value measurement as a whole) at the end of each reporting period.

#### **n. Impairment of non financial assets**

The Company assesses, at each reporting date, whether there is an indication that an asset may be impaired. If any indication exists, or when annual impairment testing for an asset is required, the Company estimates the asset's recoverable amount. An asset's recoverable amount is the higher of an asset's or cash-generating unit's (CGU) fair value less costs of disposal and its value in use. Recoverable amount is determined for an individual asset, unless the asset does not generate cash inflows that are largely independent of those from other assets or groups of assets. When the carrying amount of an asset or CG exceeds its recoverable amount, the asset is considered impaired and is written down to its recoverable amount.

In assessing value in use, the estimated future cash flows are discounted to their present value using a pre-tax discount rate that reflects current market assessments of the time value of money and the risks specific to the asset. In determining fair value less costs of disposal, recent market transactions are taken into account. If no such transactions can be identified, an appropriate valuation model is used. These calculations are corroborated by valuation multiples, quoted share prices for publicly traded companies or other available fair value indicators.

Impairment losses, including impairment on inventories, are recognized in the statement of profit and loss. After impairment, depreciation is provided on the revised carrying amount of the asset over its remaining useful life.

#### **o. Impairment of financial assets**

The Company assesses at each date of balance sheet whether a financial asset or a group of financial assets is impaired. Ind AS 109 requires expected credit losses to be measured through a loss allowance. The Company recognizes lifetime expected losses for all contract assets and / or

all trade receivables that do not constitute a financing transaction. For all other financial assets, expected credit losses are measured at an amount equal to the 12-month expected credit losses or at an amount equal to the life time expected credit losses, if the credit risk on the financial asset has increased significantly since initial recognition.

**p. Current versus non-current classification**

The Company presents assets and liabilities in the balance sheet based on current/ non-current classification.

An asset is treated as current when it is:

- i. Expected to be realised or intended to be sold or consumed in normal operating cycle;
- ii. Held primarily for the purpose of trading;
- iii. Expected to be realised within twelve months after the reporting period, or
- iv. Cash or cash equivalent unless restricted from being exchanged or used to settle a liability for at least twelve months after the reporting period All other assets are classified as non-current.

A liability is current when:

- v. It is expected to be settled in normal operating cycle; -
- vi. It is held primarily for the purpose of trading;
- vii. It is due to be settled within twelve months after the reporting period, or
- viii. There is no unconditional right to defer the settlement of the liability for at least twelve months after the reporting period.

The Company classifies all other liabilities as non-current.


The operating cycle is the time between the acquisition of assets for processing and their realisation in cash and cash equivalents. The real estate development projects undertaken by the Company generally run over a period ranging upto 5 years. Operating assets and liabilities relating to such projects are classified as current based on an operating cycle of upto 5 years. Borrowings in connection with such projects are classified as short term (i.e current) since they are payable over the term of the respective projects. Assets and liabilities, other than those discussed above, are classified as current to the extent they are expected to be realized / are contractually repayable within 12 months from the Balance sheet date and as non-current, in other cases. Deferred tax assets and liabilities are classified as non-current assets and liabilities.

**q. Loans and borrowings**

In the opinion of the management, the value on realization of loans and advances in the ordinary course of the business will not be less than the value, which is stated in the Balance Sheet as at the end of the year.

**r. Trade and other payables**

These amounts represent liabilities for goods and services provided to the Company prior to the end of financial year which are unpaid. Trade and other payables are presented as current liabilities unless payment is due within 12 months after reporting period. For trade and other payables maturing within one year from the balance sheet date, the carrying amounts approximate fair value due to the short maturity of these instruments.



**s. First time adoption of Ind AS**

These separate financial statements of Entrepreneurs (Calcutta) Private Limited for the year ended 31 March, 2018 have been prepared in accordance with Ind AS. For the purposes of transition to Ind AS, the company has followed the guidance prescribed in Ind AS 101 - First Time adoption of Indian Accounting Standard, with 1 April, 2016 as the transition date and Indian GAAP as the previous GAAP.

The transition to Ind AS has resulted in changes in the presentation of the financial statements, disclosures in the notes there to and accounting policies and principles. The accounting policies set out in **Note No. 21** have been applied in preparing the separate financial statements for the year ended 31 March, 2018 and the comparative information. An explanation of how the transition from previous GAAP to Ind AS has affected the company's Balance Sheet, Statement of Profit and Loss is explained in **Note No 21.4.D**

**t. Exemptions applied:**

Ind AS 101 allows first-time adopters certain exemptions from the retrospective application of certain requirements under Ind AS. The Company has applied the following exemptions:

**1. Fair value as deemed cost exemption:**

The Company has elected to measure items of property, plant and equipment at its carrying value at the transition date.

**2. Investments in subsidiaries, joint ventures and associates:**

The Company has elected to measure investment in subsidiaries, joint venture and associate at cost.

**4. Notes to reconciliations between previous GAAP and Ind AS**

**a) Other comprehensive income**

Under Indian GAAP, the Company has not presented other comprehensive income (OCI) separately. Hence, it has reconciled Indian GAAP profit/loss to profit/loss as per Ind AS. Further, Indian GAAP profit/loss is reconciled to total comprehensive income as per Ind AS.

**b) Ind AS mandatory exceptions**

• Estimates

An entity's estimates in accordance with Ind AS at the date of transition to Ind AS shall be consistent with estimates made for the same date in accordance with previous GAAP (after adjustments to reflect any difference in accounting policies), unless there is objective evidence that those estimates were in error.

Ind AS estimates as at 1 April 2016 are consistent with the estimates as at the same date made in conformity with previous GAAP.

• Classification and measurement of financial assets and liabilities

Classification of financial asset is required to be made on the basis of the facts and circumstances that exist at the date of transition to Ind AS. Further, if it is impracticable for the Company to apply retrospectively the effective interest method in Ind AS 109, the fair value of the financial asset or the financial liability at the date of transition to Ind AS shall be

M

the new gross carrying amount of that financial asset or the new amortized cost of that financial liability at the date of transition to Ind AS.

**c.) Financial Risk Management**

The Company's principal financial liabilities comprise trade and other payables. The Company's principal financial assets include trade and other receivables, cash and cash equivalents and loans and advances that derive directly from its operations.

**Credit Risk**

Credit risk is the risk that a customer or counter party to a financial instrument fails to perform or pay the amounts due causing financial loss to the company. Credit risk arises from company's activities in investments and outstanding receivables from customers. The company has prudent and conservative process for managing its credit risk arising in the course of its business activities.

**Liquidity Risk**

Liquidity risk arises from the company's inability to meet its cash flow commitments on time. Since the company is subsidiary of Vipul Limited, the cash flow deficits are funded by its holding company.

**d. Reconciliations between previous GAAP and Ind AS**

There are no changes as at 31st March, 2017 and 1st April, 2016 in the Balance Sheet and the Statement of Profit and Loss for the year ended 31st March, 2017 in the financial statements under the previous GAAP and the financial statements presented under Ind-AS,

There are no material adjustments to the statements of cash flows as reported under previous GAAP.

22)

<b>Auditors Remuneration</b>		<b>2018</b>	<b>2017</b>
i.	As Auditor	20000	20000
ii.	For Taxation matters	-	-
iii.	For Other Services	-	-
iv.	For reimbursement of expenses	-	-

23) As per information available with the company, there are no dues outstanding in respect Micro and Small enterprises as provided in the 'Micro, Small and Medium Enterprises Development Act, 2006' at the year end. Further, no interest during the year has been paid or payable in respect thereof. The parties have been identified based on the information available with the company and the same has been relied upon by the auditor.

24) Balance of Loans & Advances and Sundry Creditors are subject to confirmation.

25) In absence of virtual certainty of sufficient future taxable income the company has not recognized the deferred tax assets on carry forward losses.

26) No interest has been provided on loans amounting to Rs. 7.36 lacs (P.Y Rs.7.36 lacs).



27) Loans and Advances includes Rs.7,38,881/- (P.Y Rs.7,38,881/-) given as share application money to Mab Finlease Ltd. which is pending for allotment.

28) Contingent liabilities (to the extent not provided for):

a) Income Tax Demand: Rs. 362.93 Lacs\* (P.Y Rs. 359.92 Lacs)

\* Net of Rs. 55.01 Lacs Paid.

29) Related party disclosures are given below:

(a) Names of the related parties

**Key Management Personnel**

- a.) Mr. Chittaranjan Jena
- b) Mr. Anish Kumar Sanghi (since resigned)
- c) Mr. Santosh Kumar Agrawal
- d) Mr. Devanand Sharma (w.e.f. 11-04-2017)

**Other related Parties**

- a) Vipul Ltd.- Holding Company
- b) Entities having Common Key management personnel.
  - 1. SPB Buildwell Pvt Ltd
  - 2. Greenfield Buildwell Pvt Ltd
  - 3. Flying Fox Holidays Pvt. Ltd.
  - 4. Ngenox Technologies Pvt. Ltd.
- c) Fellow Subsidiaries
  - 1. Ritwiz Builders & Developers Pvt. Ltd.,
  - 2. URR Housing and Construction Pvt. Ltd.
  - 3. United Buildwell Pvt Ltd
  - 4. Graphic Research Consultants India Pvt Ltd
  - 5. Abhipra Trading Pvt Ltd
  - 6. Vineeta Trading Pvt Ltd
  - 7. Vipul SEZ Developers Pvt Ltd
  - 8. PKBK Buildwell Pvt Ltd
  - 9. PKB Buildcon Pvt Ltd
  - 10. KST Buildwell Pvt Ltd
  - 11. Vipul Hospitality Ltd
  - 12. Vipul Eastern Infracon Pvt Ltd
  - 13. Vipul Southern Infracon Ltd
  - 14. Bhatinda Hotels Ltd
  - 15. High Class Projects Ltd
  - 16. Vipul Lavanya Developers Ltd.
  - 17. VSD Buildwell Pvt. Ltd



**29(b) Related Party Transactions**

**Current Year**

S.N	Name of Related Party	Relation	Transactions	Opening Balance Dr / (Cr) ( Rs)	Net Transactions- Dr./ (Cr.)	Closing Balance Dr./ (Cr) Rs
1	Vipul Limited	Holding Company	Advances	(418,743,529)	4,57,68,530	(372,974,999)
2	Ritwiz Builders & Developers Pvt. Ltd.	Fellow Subsidiary	Advances	47,188,036	Nil	47,188,036
3	URR Housing & Construction Pvt. Ltd.	Fellow Subsidiary	Advances	5,858,500	Nil	5,858,500
4	Vipul SEZ Developers Pvt. Ltd.	Fellow Subsidiary	Advances	(145,716,890)	Nil	(145,716,890)

**Previous Year**


S.N	Name of Related Party	Relation	Transactions	Opening Balance Dr / (Cr) ( Rs)	Net Transactions- Dr./ (Cr.)	Closing Balance Dr./ (Cr) Rs
1	Vipul Limited	Holding Company	Advances	(310,051,560)	(108,691,969)	(418,743,529)
2	Ritwiz Builders & Developers Pvt. Ltd.	Fellow Subsidiary	Advances	47,188,036	Nil	47,188,036
3	URR Housing & Construction Pvt. Ltd.	Fellow Subsidiary	Advances	5,858,500	Nil	5,858,500
4	Vipul SEZ Developers Pvt. Ltd.	Fellow Subsidiary	Advances	(145,716,890)	Nil	(145,716,890)

**30) Solitaire Capital India, A shareholder of Vipul SEZ Developers Pvt. Ltd. along with Solitaire Ventures Pte. Ltd had moved the Hon'ble Supreme Court of India in terms of Section 11(5) and (6) of the Arbitration and Conciliation Act, 1996 and accordingly the Arbitral Tribunal stood constituted. The Parties namely Solitaire Ventures Pte. Ltd and Solitaire Capital India are treated to be Claimants therein and Vipul Group consisting of eight companies Vipul Ltd., Vipul SEZ Developers Pvt. Ltd., PKB Buildcon Pvt. Ltd., PKBK Buildwell Pvt. Ltd., KST Buildwell Pvt. Ltd., Entrepreneurs (Calcutta) Pvt. Ltd., URR Housing and Construction Pvt. Ltd. & Ritwiz Builders & Developers Pvt. Ltd. as well as Silverstone Developers Pvt. Ltd. and Karamchand Developers Pvt. Ltd. are treated to be Respondents. All the Parties have filed their respective Claims/Counter Claims against each other. The Arbitral Proceedings are continuing. Solitaire Capital India, A shareholder of the company, along with Solitaire Ventures Pte. Ltd had filed two petition before the Hon'ble High court of Delhi at New Delhi and also Silverstone Developers Pvt Ltd had also filed a petitions in Hon'ble Delhi High court for seeking interim relief and the Hon'ble High court vide its order dated 10th March 2015 has disposed of all three petitions as under: Under these circumstances, all the three petitions are accordingly disposed of, with the direction that the interim order passed on 3rd December, 2012 and modification order dated 27th September, 2013 in OMP NO 1123/2012 shall continue during the pendency of arbitral proceedings unless**

*K*

the said order is modified by the Arbitral Tribunal in respect of 132.568 acres (as 6 acres of land already sold with the consent of the parties) as per revised Project Land as per the MOU/Agreement dated 13th September,2008. Effect, if any, required to be made in the financial statement of the company in this respect shall be made on finality of the matter.

**31)** Previous year's figures have been regrouped/rearranged & reclassified wherever considered necessary.



**ENTREPRENEURS (CALCUTTA) PVT.LTD.**

**CASH FLOW STATEMENT FOR THE YEAR ENDING ON 31ST MARCH, 2018**

A.	Particulars	YEAR ENDING ON 31.03.2018		YEAR ENDING ON 31.03.2017	
	<b>CASH FLOW FROM OPERATING ACTIVITY</b>				
	Net Profit/(Loss) before Tax, appropriation, and extra-Ordinary items	6,289,164		594,355	
	Depreciation	-		-	
	Interest and Finance Charges	61,949		519	
	Loss on sale of Assets	-		23,461	
	Interest Income	-		1,701,407	
	<b>Operating Profit before Working Capital Changes</b>	<b>6,351,113</b>		<b>2,319,742</b>	
	Adjusted for				
	Tax Paid during the year	(1,198,655)		(113,000)	
	(Increase)/Decrease in Long/Short term loans and advance	(4,778,479)		(2,996,206)	
	(Decrease)/Increase in other long term liabilities	(47,722,854)		109,856,410	
	Inventory Changes	47,330,963		(132,979,077)	
	<b>Cash generated from operation</b>	<b>(17,912)</b>		<b>(23,912,131)</b>	
	<b>NET CASH FROM OPERATING ACTIVITY</b>		<b>(17,912)</b>		<b>(23,912,131)</b>
	<b>B. CASH FLOW FROM INVESTING ACTIVITY</b>				
	Sale of Fixed Assets	-		5,000	
	Interest Received	-		(1,701,407)	
	<b>NET CASH FROM INVESTING ACTIVITY</b>			<b>(1,696,407)</b>	
	<b>C. CASH FLOW FINANCING ACTIVITY</b>				
	Interest and Finance Charges	(61,949)		(519)	
	<b>NET CASH USED IN FINANCING ACTIVITY</b>		<b>(61,949)</b>		<b>(519)</b>
	<b>Total (A+B+C)</b>		<b>(79,861)</b>		<b>(25,609,057)</b>
	Net Increase/(Decrease) In Cash And cash Equivalents		<b>(79,861)</b>		<b>(25,609,057)</b>
	Cash And Cash Equivalents (Opening Balance)		<b>276,576</b>		<b>25,885,633</b>
	Cash And Cash Equivalents (Closing Balance)		<b>196,715</b>		<b>276,576</b>

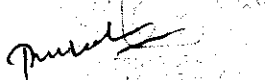
**Note:**

**Breakup of Cash & Cash Equivalents**

Cash in hand	56,718	56,718
Balances with Scheduled Banks- In Current accounts	139,996	219,858
	<b>196,715</b>	<b>276,576</b>

As per our report of even date attached.

For KESAN & ASSOCIATES  
**CHARTERED ACCOUNTANTS**  
 FRN: 025254N




**PANKAJ K KESAN**  
 Proprietor  
 Membership No.-512914  
 Place : Gurgaon  
 Dated :-25-May,2018

For & on behalf of Board of Directors of  
 Entrepreneurs (Calcutta) Private Limited



Devanand Sharma  
 Director  
 DIN:06940409



Chittaranjan Jena  
 Director  
 DIN:03132183